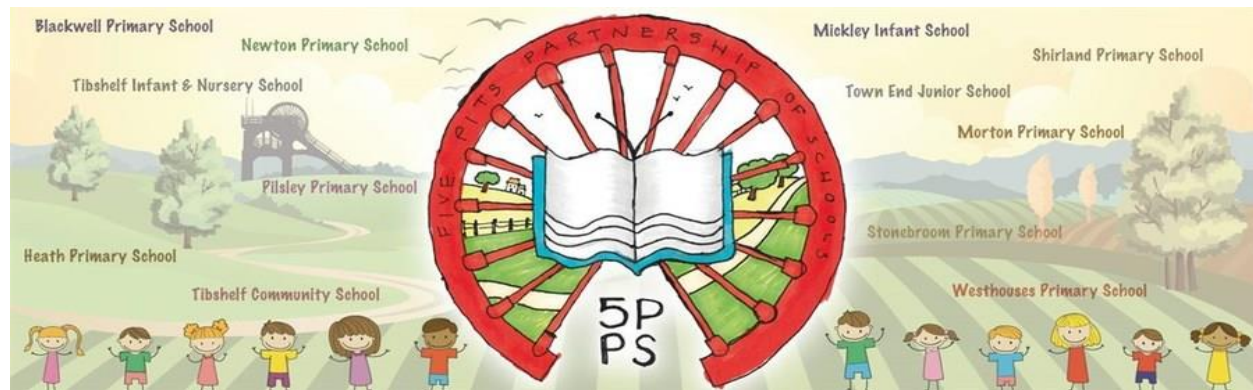


Welcome to Reception!

Shirland Primary School



We can't wait to meet you when you begin your new adventure at Shirland Primary School.



Reception Teachers

Mrs Kerry



Mrs Kerry works on a Wednesday, Thursday and Friday. She is also the SEND Leader.

Mrs Newton



Mrs Newton works on a Monday and Tuesday. She also runs the school choir.



Our New Head Teacher


Mrs Needham



"Hello Children, I am Mrs Needham. We will be starting school together in September, as I will be new to Shirland Primary School too. I've already met your class teachers, they are very friendly, and I'm very much looking forward to meeting you and your families too. See you soon"



Early Years Curriculum



- Activities in Reception are carefully planned and organised in order to provide a range of learning experiences. Individual records are kept by staff to record the activities your child participates in and undertakes, as well as their progress in specific skills.
- Planning for term is carried out using a topic-based approach, following the children's interests and responding to specific events.
- There are 7 Areas of Learning in the Early Years Foundation Stage (EYFS), which activities are planned around:
 - **Personal, Social and Emotional Development**
 - **Physical Development**
 - **Communication and Language**
 - **Literacy**
 - **Mathematics**
 - **Understanding the World**
 - **Expressive Arts and Design**
- Throughout the EYFS, children will be working towards the Early Learning Goals. These describe the level of attainment expected at the end of your child's Reception year in school.



PSED - How you can help...

- ✚ You can help by encouraging your child to use the toilet independently, wash their hands, put on and fasten their coats.
- ✚ Playing games which encourage sharing and turn taking will help your child to build their social skills.




Physical Development - How you can help...

- # Give children time to run, jump, climb and play outdoors
- # Encourage children in activities such as building, drawing, threading beads, or filling and emptying containers in the water - all of which develop manipulative skills.



CLL -

How you can help...




- ✚ Reading books (stories, information books, newspapers, magazines, comics etc), encouraging your child to join in and talk about books
- ✚ Singing songs and nursery rhymes
- ✚ Modelling correct letter formation and pencil grip
- ✚ Taking time to listen to them talking about things they've done and answering their questions



PSRN -

How you can help...



- # Talk about the shapes you can see in the environment
- # Comparing things which are heavy and light or long and short
- # Pointing out numbers all around
- # Singing counting songs and rhymes
- # Counting, adding and subtracting anything and everything - socks, cars, shopping, cutlery, fingers and toes!



Creative development - How you can help...

- ✚ Talk with your child about their imaginative play and join in if possible!
- ✚ Encourage them to be flexible in their thinking and use of materials and praising them for their efforts or ideas as well as the end product





Knowledge and Understanding of the World - How you can help...



- ✚ Talk with your child about the places they go and things they see in the world around them
- ✚ Answering and asking questions - what if...? Why do you think...? How did you...?
- ✚ Letting children join in with everyday activities - washing up, cooking, shopping, helping in the garden...
- ✚ If possible let them have access to ICT, CD players, mobile phones, computers etc

General Information

- + School day 9:00-3:15
- + You can have a hot school meal or bring your own packed lunch clearly labelled in a lunch bag with your name.



Uniform Reminder

- ✚ Uniform and bags need to be clearly labeled with names please! 30 jumpers and 30 t-shirts all look the same when we are getting changed for PE and it is very difficult to return lost clothing that is not named!

- A school uniform is not compulsory but there is a recommended school dress as follows -

Grey Trousers or Skirt,
Maroon Sweatshirt or Cardigan
White Polo Shirt



- Jewellery should not be worn in school with the exception of flat-faced watches and stud earrings, though these must be removed for Games and PE.



Uniform Continued...


P.E/Sportswear

In the interest of your child's safety and hygiene it is recommended that they bring the following PE kit to school in a bag (not plastic please) clearly marked with their name and class:

- 1 pair of black/navy Shorts (NOT long length)
- White short sleeved T-shirt (NO football shirts please)
- 1 pair of Plimsolls or Trainers
- The "Shirland Primary School" sweatshirt, cardigan, white polo shirt and P.E kit can all be ordered online.
(<https://www.just-schoolwear.co.uk/>)



Please enjoy the
next few slides
giving you a virtual
tour of our school



This is the gate that you will walk through in the morning.



This is the door to the school
reception area.



All these people work
at
Shirland School.



This is the office hatch
in the entrance.



Mrs Ogden and Mrs Moakes work
in the office.



If you come to breakfast club, you will see Mrs Syson and Mrs Chapman in the mornings.



We have lots of interesting books in
our school library to look at!



We have assemblies, lunch and P.E. lessons in the hall.



Rachel is our School Cook and she makes all our delicious lunches.



Sometimes you might work with Mrs Hunter or Mrs Rosochacki (Mrs R).



We do lots of outdoor learning in
Reception class.




This is our huge fabulous field we can use to play on and our infant playground area.



This is our cloak room area where we put our coats and P.E kits.



These are some of the displays you will see in class JK.



This path leads us back to the school gate at home time.

